

# EATON BRAY PARISH COUNCIL

## CRIME REDUCTION PRODUCTS, 2009

Last updated: 02/03/09

Issued by: Leighton Buzzard Police, Leighton Buzzard Rural

### CRIME REDUCTION PRODUCTS

Bedfordshire Police does not endorse or promote any product, service or company. The information has been produced solely as a guide to security devices currently on the market. Items can be sourced from most DIY and hardware stores on the Internet.

## GARAGE DEFENDERS




Make sure whichever lock you choose bears a British Standards kitemark or the Sold Secure logo.

There are many styles of garage defender available – choose the most appropriate for your use.

In all cases, garage defenders must be bolted onto a concrete base or sunk into the ground and secured with concrete.

## PADLOCKS




- Make sure whichever padlock you choose is made of hardened steel and bears a British Standards kitemark or the Sold Secure logo.
- There are many styles of padlock available – choose the most appropriate for your use.
- A close shackled lock is less vulnerable to being damaged by bolt croppers.
- If your padlock is to be used outside, make sure you purchase a weather-proof lock.

*Bedfordshire Police Crime Reduction Officers can only give a view on what measures might reduce the risk of crime and there can be no guarantee that the measures will prevent crime. Advice is given without the intention of creating a contract and Bedfordshire Police has no legal responsibility for any advice given.*



# EATON BRAY PARISH COUNCIL

## SECURITY HASPS




- A padlock is only effective when used with a security hasp – this is a hasp which covers the screw heads when in the closed position, therefore removing the possibility of unscrewing the plate.
- Remember, hinges are also vulnerable – an offender can easily remove these to gain entry.
- Again, there are many different styles, sizes and metal strengths – choose the one most appropriate for your use.
- Alternatively, use coach bolts to secure hinges and hasps.

The addition of trellising to the tops or sides of fencing and training the growth of defensive plants, i.e. Pyracantha, Blackthorn, Mahonia, Rose, Berberis etc., will enhance security. Insecure sheds are often the source of tools used to break into dwellings and they should be secured using a hasp/staple and padlock, a Brenton Bolt and padlock or a rim lock. Ensure also that hinge screws are not easily accessible and thereby vulnerable.



Medium Brenton Padlock Bolts



Rim Lock

- These locks are also suitable for rear garden access gates.

*Bedfordshire Police Crime Reduction Officers can only give a view on what measures might reduce the risk of crime and there can be no guarantee that the measures will prevent crime. Advice is given without the intention of creating a contract and Bedfordshire Police has no legal responsibility for any advice given.*

# EATON BRAY PARISH COUNCIL

## Shed Bar

Fitted externally protects both the lock and hinge side of door



### Comes Complete With

- 1 - Main Bar with Swivel bracket
- 2 - "U" Brackets
- 2 - Padlocks complete with 2 keys
- 6 - Coach Bolts complete with nuts
- 3 - Steel Back Plates
- 1 - 8mm Drill Bit

### The Problem

#### - The Garden Shed

- Contains £100's of personal property, including - Lawnmowers, Family Bikes and Tools
- Is becoming softer option for opportunist Burglar
- Burglaries on increase in many areas

### The Solution

#### - The Shed Bar

- Helps prevent the Shed Door being opened
- Protects both the Lock and Hinge side of door
- Provides a Highly Visible deterrent
- Swings into a vertical position once lock removed
- Has steel Back Plates to sandwich wooden frame
- Sales of over 6,000 since launch in 2003 – no reported break-ins
- Has reduced Shed Burglaries where fitted

**SECURITY INDICATOR = MEDIUM - HIGH**

### Product Benefits

- Highly visible deterrent
- Protects both sides of door
- Galvanised and Epoxy coated Black
- Openings up to 1300mm

### Applications

- For doors flush with the walls
- Single or double doors
- Garden Sheds
- Beach Chalets
- Openings up to 1300mm

*Bedfordshire Police Crime Reduction Officers can only give a view on what measures might reduce the risk of crime and there can be no guarantee that the measures will prevent crime. Advice is given without the intention of creating a contract and Bedfordshire Police has no legal responsibility for any advice given.*

# EATON BRAY PARISH COUNCIL

## Garage Guardian

### Garage Guardian

Fitted externally to Up  
& Over Garage Doors.



Park Position

Secure Position

### Comes Complete With

- 2 x Back Plate and Arm Assemblies
- 2 x Keyed Alike Locks with 2 Keys
- 4 x 100 mm x M6 Coach Bolts & Nuts
- 4 x Steel Back Plate Washers
- 1 x 8 mm Drill Bit

### Delivery

Delivery - normally ex stock  
Busy periods - allow 8 weeks

 Decor-Grille Security	147 Easterly Road Leeds, LS8 2RY
	Tel 0113 248 4747
	Fax 0113 248 7858
	Web <a href="http://www.dgsecurity.co.uk">www.dgsecurity.co.uk</a>
	Email <a href="mailto:info@dgsecurity.co.uk">info@dgsecurity.co.uk</a>

### The Problem - The Garage

- Has become the softer option for opportunist Burglar
- Break-ins are on the increase in many areas
- Often contain £100's worth of equipment
- Door being up and over, relatively easy to break into
- Most common entry points - two bottom corners

### The Solution - The Garage Guardian

- Fits on the outside providing very visual deterrent
- Bolts through frame on each side of the door
- Is off the ground 300 - 400mm for ease of use
- Prevents the door and lower corners being entered
- Has 2-position arm, for 'Park' or 'Secure'
- Has 2 Keyed alike locks with 2 Keys

**SECURITY INDICATOR = HIGH**

### Product Benefits

- Highly visible deterrent
- Prevents corners being bent outwards
- Prevents door being opened
- Easy to install and use
- Galvanised & Epoxy coated White

### Applications

- Up and Over Doors
- Outward opening Single Doors
- Inward opening Single Doors
- Some windows

*Bedfordshire Police Crime Reduction Officers can only give a view on what measures might reduce the risk of crime and there can be no guarantee that the measures will prevent crime. Advice is given without the intention of creating a contract and Bedfordshire Police has no legal responsibility for any advice given.*

# EATON BRAY PARISH COUNCIL

## ANTI-CLIMB PAINT



Anti-climb or anti-intruder paint is applied thickly and never sets. It remains in gel form making any attempt at climbing any surface painted with it almost impossible and certainly very messy as it will contaminate skin, clothing, etc.

To avoid accidental contact, it is suggested that Anti-Climb paint is only used on surfaces above head height and we recommend that it should be used in conjunction with appropriate warning signs. Typically it is used on poles, down-pipes, wall tops, railings, roof and ridge tiles, etc.

Safe and easy to apply with no volatile solvents, anti-climb paint is virtually non toxic. It sheds most airborne debris and offers excellent weatherproofing protection to wood, metal and masonry surfaces.

Anti-Climb Paint is black in colour and covers approximately one square metre per litre of paint. Available in 1.0, 2.5 and 5.0 litre cans.

### PLEASE NOTE:

**It is strongly recommended that warning signs should be displayed where this product is in use.** We would suggest the use of this warning sign. It is generally accepted that signs should be displayed at 3-4 metre intervals on the approach side of the protected boundary fence/wall.

*Bedfordshire Police Crime Reduction Officers can only give a view on what measures might reduce the risk of crime and there can be no guarantee that the measures will prevent crime. Advice is given without the intention of creating a contract and Bedfordshire Police has no legal responsibility for any advice given.*